



Annual press conference

Frankfurt/Main, March 5, 2019

 **DZ BANK** Group

DZ BANK Group: Respectable result, good operating performance

Business performance

- **Respectable financial performance:**
Profit before taxes of just under €1.4 billion
- **Good operating performance in all entities:**
Encouraging growth in the customer business
- **Impact of negative one-off effects:**
DZ PRIVATBANK, DVB, further development of DZ BANK AG
- **Stable capital situation:**
Common equity Tier 1 capital ratio of 13.7 percent
(December 31, 2017: 13.7 percent)
- **Very good credit rating:**
AA- (S&P / Fitch)

Strategic development

- **DZ BANK AG:**
 - Completion of merger / migration
 - 'Verbund First 4.0': Ambitious targets for earnings and costs
- **DZ HYP:**
Implementation of merger between DG HYP and WL BANK
- **DVB:**
 - Substantial progress in 2018
 - Stabilization, risk reduction, sale of parts of the business
- **VR Smart Finanz:**
Digital transformation on track
- **Further segments:**
 - Integrated digitalization across the group
 - Focus on growth and efficiency (e.g. 'growth through change' program at R+V)

DZ BANK Group: Income statement (IFRS*)

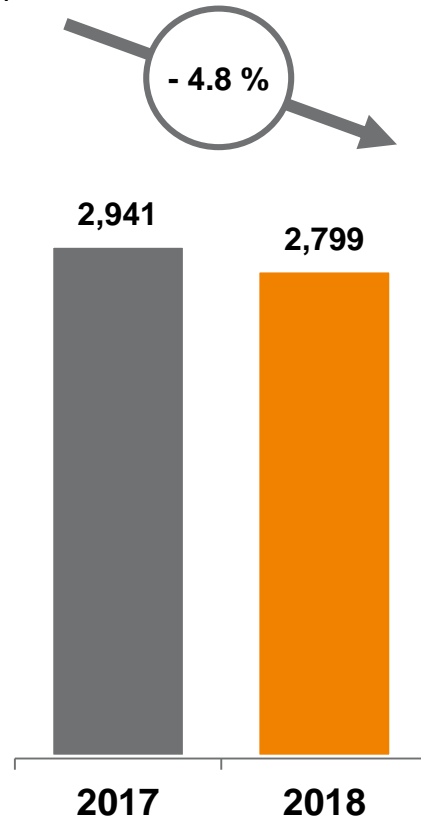
€ million	Jan 1 – Dec 31, 2018	Jan 1 – Dec 31, 2017	Change (%)
Net interest income	2,799	2,941	-4.8
Loss allowances	-21	-786	-97.3
Net fee and comission income	1,955	1,864	4.9
Gains and losses on trading activities	285	506	-43.7
Net income from insurance business	490	907	-46.0
Gains and losses on investments	150	10	>100.0
Other gains and losses on valuation of financial instruments	-120	289	-
Administrative expenses	-4,059	-3,959	2.5
Other net operating income	-109	38	-
Profit before taxes	1,370	1,810	-24.3
Income taxes	-452	-712	-36.5
Net profit	918	1,098	-16.4

* provisional

DZ BANK Group: Main income statement positions at a glance

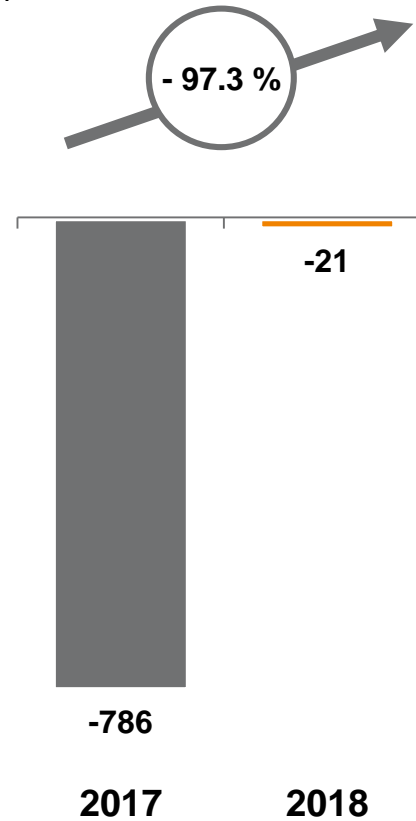
Net interest income

€ million



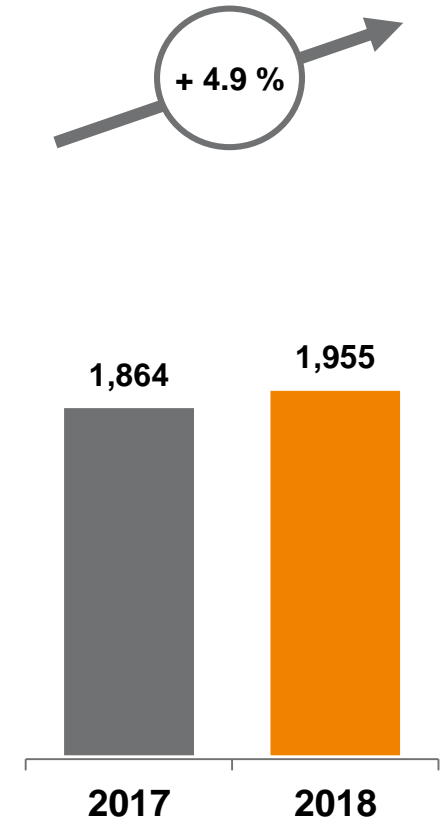
Loss allowances

€ million



Net fee and commission income

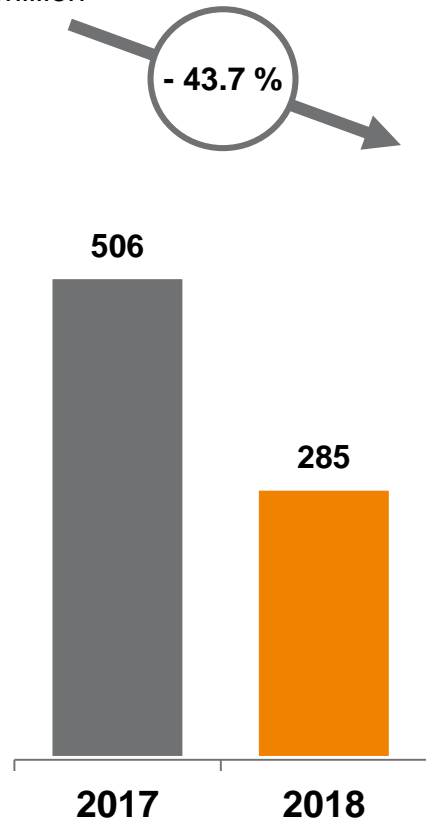
€ million



DZ BANK Group: Main income statement positions at a glance

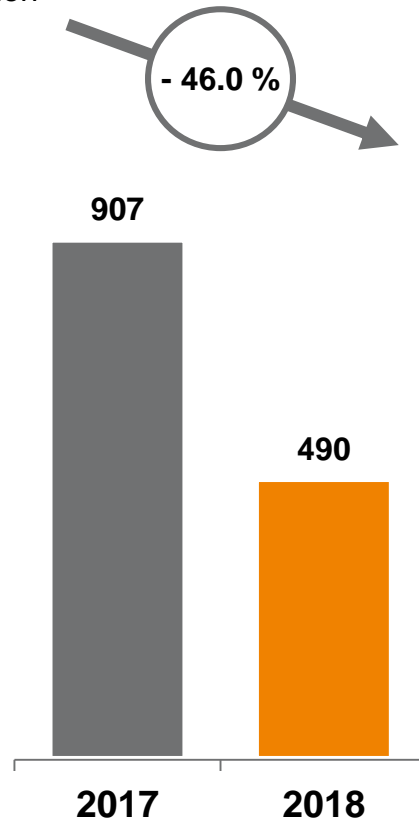
Gains and losses on trading activities

€ million



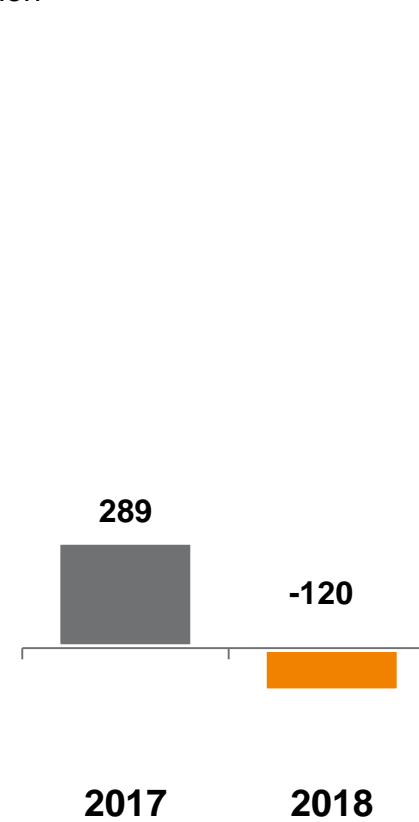
Net income from insurance business

€ million



Other gains and losses on valuation of financial instruments

€ million



Administrative expenses

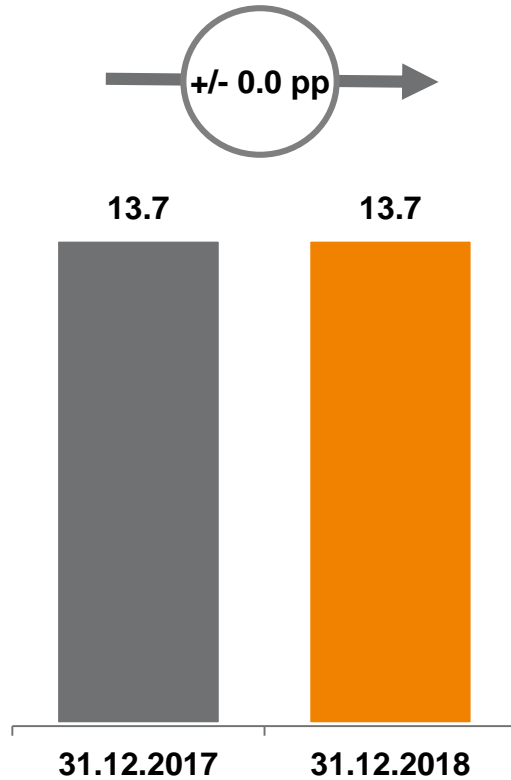
€ million



DZ BANK Group: Key capital ratios, fully loaded

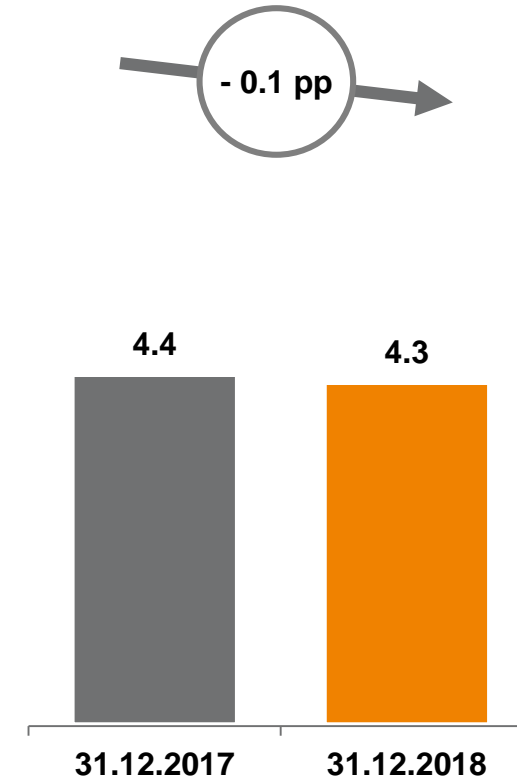
CET1 ratio

percent



Leverage ratio

percent



DZ BANK Group: Income statement by group company

€ million	Jan 1 – Dec 31, 2018	Jan 1 – Dec 31, 2017	Change (%)
BSH	295	334	-11.7
R+V	413	795	-48.1
TeamBank	145	148	-2.0
UMH	502	610	-17.7
DVB	-130	-774	83.2
DZ BANK AG	522	752	-30.6
DZ HYP	232	637 ¹	-63.6
DZ PRIVATBANK	-151	20	-
VR Smart Finanz	1	-17	-
Other / consolidation	-459	-695	34.0
Profit before taxes	1,370	1,810	-24.3

X = companies associated with the holding

X = companies associated with the central institution / corporate bank

¹ = on a pro forma basis due to the merger

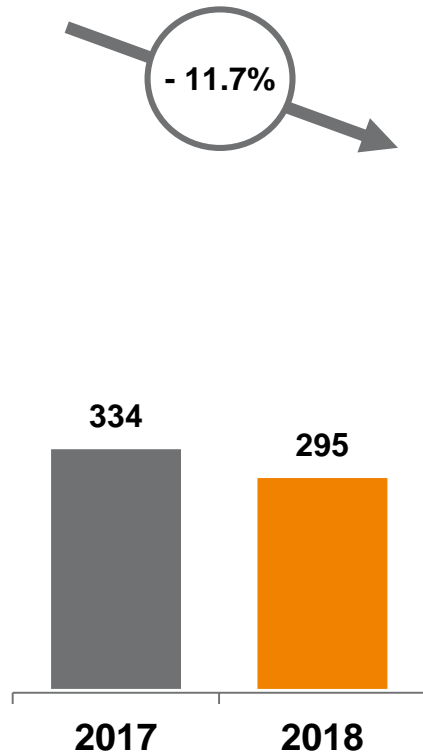
Home savings/consumer home finance and insurance

Profit before taxes



Schwäbisch Hall

€ million

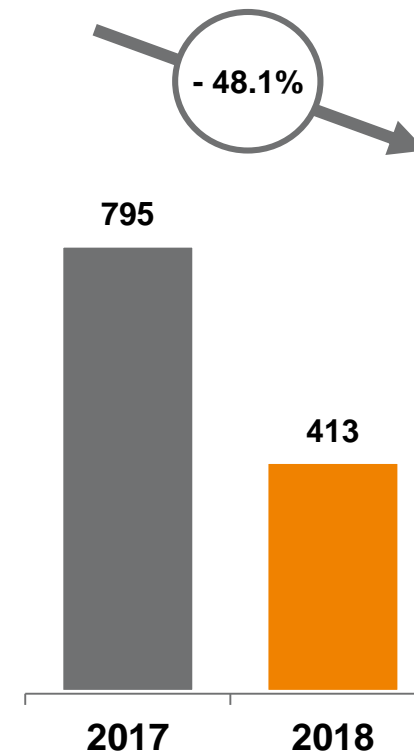


- **Home savings:** New business rose to €29.7 billion (2017: €28.0 billion), clearly underscoring BSH's market-leading position
- **Home finance:** Further increase in new business to €15.2 billion (up 3.8 percent year on year)
- Satisfactory level of **profit before taxes**, although low interest rates took a heavy toll

Profit before taxes



€ million



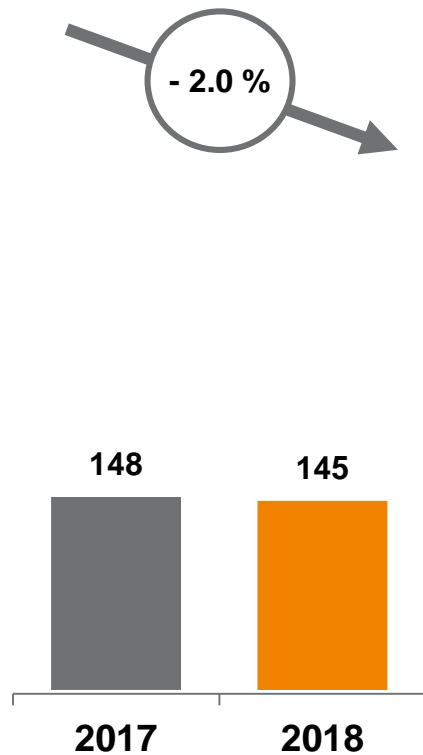
- **Gross premiums written** at €16.1 billion, even higher than the good prior-year figure of €15.3 billion – increase in all three segments
- Solid net gain under **gains and losses on investments held by insurance companies**, albeit significantly down due to challenging capital markets combined with low interest rates
- Year-on-year decrease in **profit before taxes**, mainly because of the deterioration in gains and losses on investments held by insurance companies

Consumer finance business and asset management

Profit before taxes

TeamBank

€ million

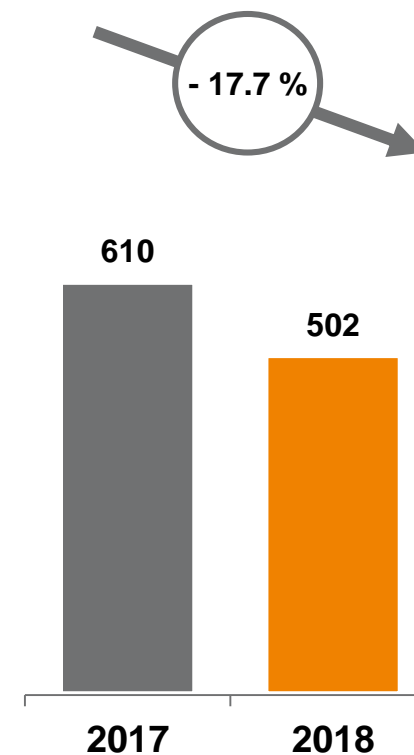


- **At €2.98 billion, new business** was at the same good level as last year (2017: €2.95 billion)
- **Loans and advances** to customers increased to €8.39 billion (December 31, 2017: €7.97 billion)
- **Number of customers:** Further strong growth (44,000 new customers) in a market characterized by fierce competition
- **Risk situation** remained unremarkable
- **Steady financial performance** thanks to stable business

Profit before taxes

Union Investment

€ million

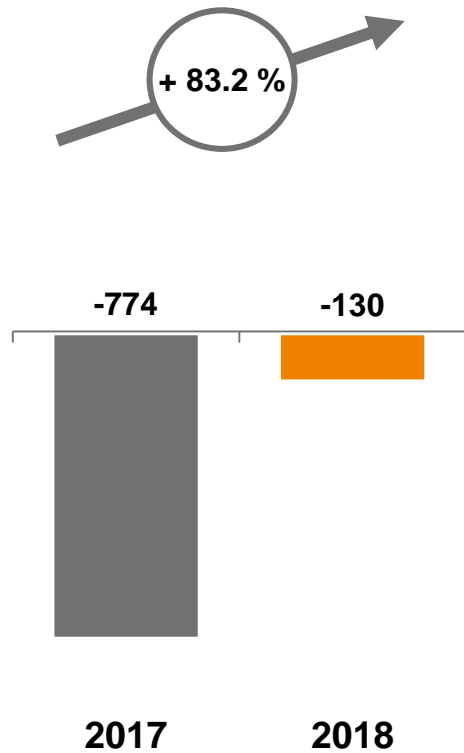


- **Assets under management** held steady year on year at €323.4 billion despite challenging market conditions (December 31, 2017: €323.9 billion)
- **Net inflows** remained high from both retail customers (€7.5 billion) and institutional customers (€7.8 billion)
- **Good profit before taxes**, but down compared with 2017 due, in particular, to a fall in performance-related management fees resulting from the market environment

Transport finance

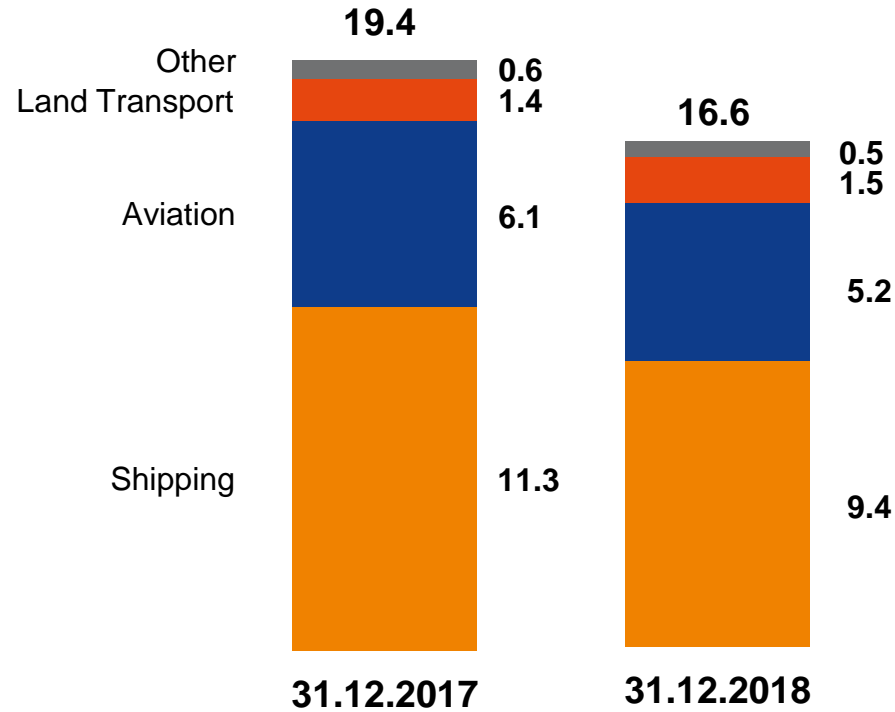
Profit before taxes

€ million



Customer lending volume

€ billion



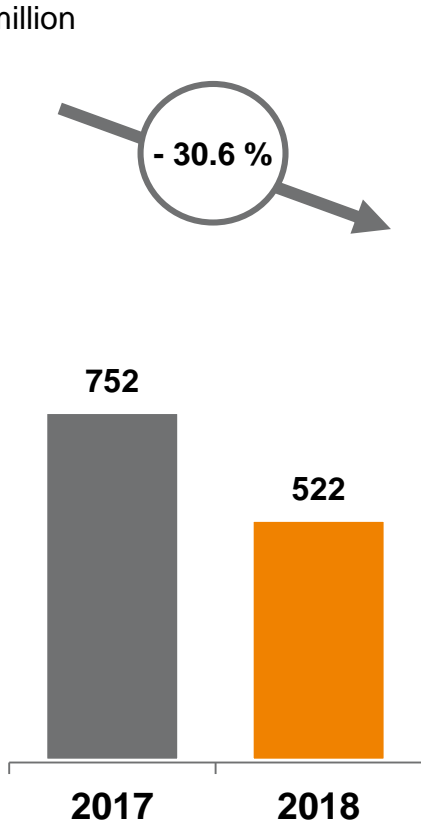
Financial performance / strategy



- Significant **improvement in loss allowances** from €728 million to €80 million
- Earnings squeezed by **IFRS valuation effects** (€105 million), solid operating performance
- Targeted **reduction of the lending volume**, particularly NPLs
- Sale of major parts** of the business (land transport, aviation, LogPay)
- Strategic options** being examined for the maritime portfolio

Profit before taxes

€ million



- Fall in income, in particular **lower income from long-term equity investments** and a lower net gain under gains and losses on trading activities
- **Unremarkable risk situation** with net reversals
- Increase in **net fee and commission income** thanks to brisk customer business
- **Restructuring provision** for job cuts / social plan (€80 million)

Operating performance

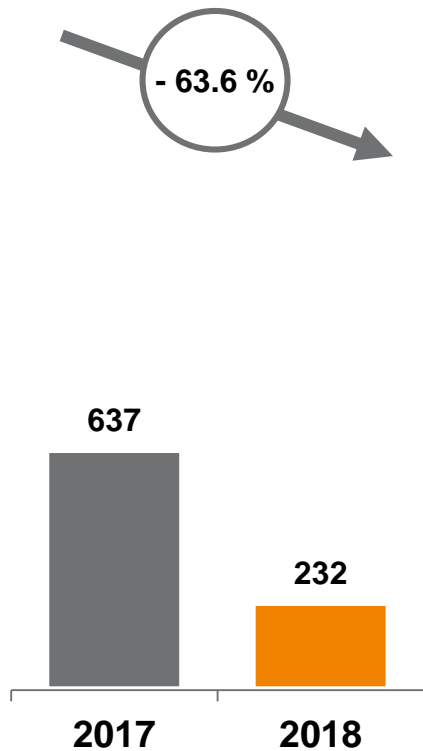
- ▶ **Corporate Banking:** Increase in the lending volume to €53.8 billion (up 9 percent)
- ▶ **Securities business for retail customers:** Sales of structured products at a good level of €6.0 billion (2017: €6.1 billion)
- ▶ **Capital Markets:** Robust performance in the primary market business for bonds; volume of securitizations exceeded €2.0 billion
- ▶ **Transaction Banking:** Payments processing – approx. seven billion SEPA transactions (up 3.8 percent); cards – approx. five million credit cards issued (up 6.0 percent); custody business – record volume of €215 billion (up 2.8 percent)

Commercial real estate finance and leasing

Profit before taxes



€ million




- **New business in commercial real estate business** up from €7.1 billion to €7.7 billion
- **Housing sector:** New business held steady at €1.0 billion
- **New business with retail customers and retail investors** grew to €2.2 billion (2017: €2.0 billion)
- **Overall volume of real estate finance** climbed from €42.5 billion to €44.5 billion
- **Profit before taxes** squeezed by volatility of fair value gains and losses – stable operating performance

Profit before taxes



€ million

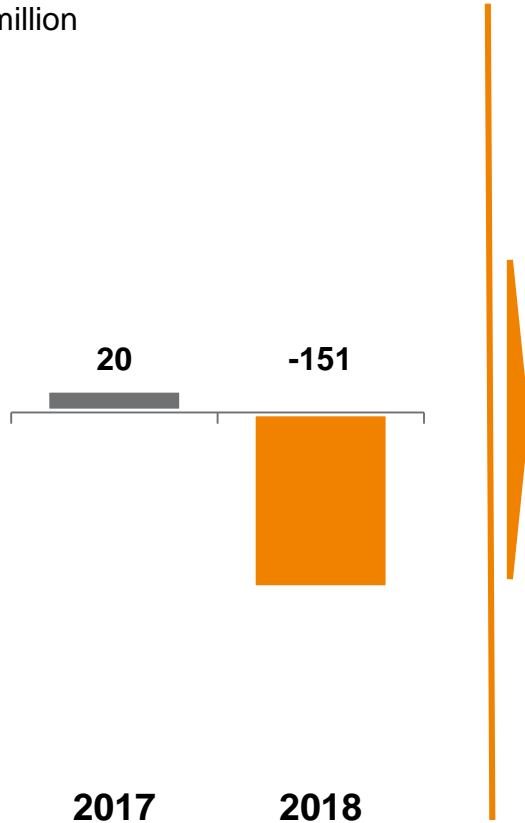


- Strong rise in **online business with cooperative banks** (up 17.6 percent)
- Stable **new business** in equipment leasing (€1.2 billion)
- **Factoring volume** increased from €3.2 billion to €3.4 billion
- **Transformation** into a digital provider of finance for the self-employed and small businesses is going to plan
- **Profit before taxes** included transformation-related one-off items

Private banking

Profit before taxes

€ million



- Market environment and interest rates remained challenging, with fierce competition for market share and **pressure on margins**
- Changed expectations about the business led to **impairment recognized in profit or loss amounting** to approx. €170 million (adjustment of goodwill and customer relationships)
- **Stable operating performance** and more intense collaboration with cooperative banks

Operating performance

DZ PRIVATBANK

▶ **Assets under management in private banking** amounted to €16.7 billion (December 31, 2017: €17.3 billion); recent decline due to capital markets

▶ At €3.1 billion, **gross inflows** were at a robust level (2017: €3.3 billion)

▶ **Foreign currency loans (LuxCredit):** Lending volume on a par with the end of 2017 at €5.0 billion

▶ **Custody business:** Market-related fall in assets under custody to €101.6 billion (December 31, 2017: €108.8 billion)

Further development of DZ BANK AG: 'Verbund First 4.0'

**Market approach:
focused on cooperative
banks, oriented to
clients, present in the
digital space**

» Jointly increase **income from customers**
at DZ BANK AG and the DZ BANK Group

» Optimize **joint business** with the
cooperative banks

» Enhance **digital solutions** and
platforms

**Steering and
production:
efficient, effective,
and focused**

» **Automate** and **digitalize** core
processes from end to end
(lending, finance, risk, IT)

» Reduce **expenditure** on external
service providers

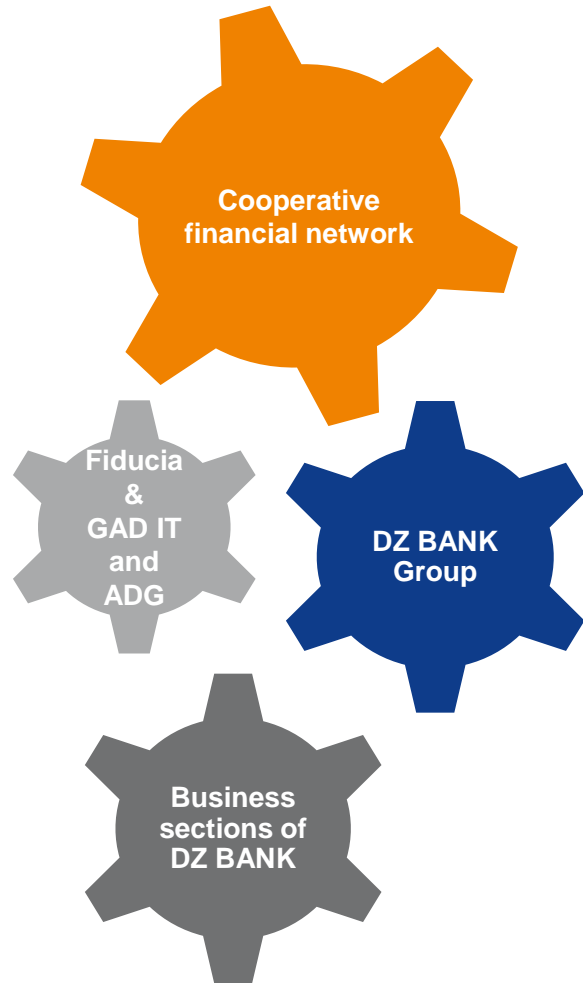
» Cut almost 500 further jobs
by 2023

**Employees and
culture:
integrative and
performance-driven**

» Strengthen **customer focus** and concentrate
more on efficiency and performance

» Manage **demographic change** and
strategically develop **talented employees**
across the group

DZ BANK Group: Successful innovation for the cooperative financial network



Spin-offs



WILHELM

VR-SMARTGUIDE


BAUFINEX
Einfach. Vernetzt. Vor Ort.

Long-term equity investments



paydirekt
sicher. einfach. direkt.

Selected partnerships



crossinx
cloud document exchange

compraga
kaufen + zahlen



FastBill

figo



giroxx



SENSAPE
Interactive Infotainment

virtualQ
THE WAITING SERVICE

finstreet

optiipay

DigiSigner

Overarching collaboration

TechQuartier

PLUGANDPLAY



InsurLab
Germany

GTEC | German Tech
Entrepreneurship Center

Disclaimer

This document is for information purposes only. This document has been prepared by DZ BANK AG Deutsche Zentral-Genossenschaftsbank (“DZ BANK”) and may only be distributed outside Germany in accordance with the local legal requirements, and persons coming into possession of this information and these materials should inform themselves about and observe the local legal requirements.

This document constitutes neither a public offer nor a solicitation of an offer for the purchase of securities or financial instruments. DZ BANK does not act as investment adviser or portfolio manager. This document does not constitute a financial analysis. All evaluations, opinions or explanations contained herein are those of the author of the document and do not necessarily correspond with those of third parties.

DZ BANK assumes no liability for damages caused directly or indirectly by the distribution and/or use of this document and/or for damages which are in any way connected with the distribution/use of this document. Any investment decision with respect to securities or any other financial instruments should be based on an individual advice and a prospectus or information memoranda and under no circumstances on this document.

The contents of this document correspond to the status at the point in time at which the document was drafted. Future developments may render them obsolete without the document’s having been changed accordingly.